



FSSV AC 10m Finales 2025 Mènières

RESULTS 10m ACF LG Elites Qualification

Mènières

SUN 2 FEB 2025, START TIME 08:05



Rank	FP	Bib No	Name	Nat	Series						Total	Remarks
					1	2	3	4	5	6		
1	7	101	DUFAUX Gilles	TAF	103.3	103.2	103.3	105.5	102.6	105.0	622.9	Q
2	3	103	BAERISWYL Yanik	TAF	102.6	105.8	102.7	102.9	104.4	103.8	622.2	Q
3	19	106	POFFET Marco	TAF	105.1	103.9	104.2	103.2	101.8	103.5	621.7	Q
4	14	102	BEYELER Simon	TAF	101.1	104.2	100.2	104.9	104.8	103.5	618.7	Q
5	4	105	RIEDO Sven	TAF	105.6	103.1	100.3	103.8	102.6	101.1	616.5	Q
6	11	104	GABRIEL David	FRE	100.7	102.6	101.6	103.0	100.5	103.9	612.3	Q
7	23	117	ROBRAZ Tristan	BUL	101.7	104.0	102.7	101.8	100.6	101.4	612.2	Q
8	12	110	MAAG Simon	COT	102.0	100.4	102.3	102.2	99.6	100.3	606.8	Q
9	9	112	DESCLOUX Frédéric	BUL	99.2	101.2	99.6	103.0	101.2	101.7	605.9	
10	17	115	LIMAT Bertrand	VUL	99.7	100.5	101.4	100.3	99.8	100.7	602.4	
11	20	107	PROGIN Kevin	FRE	97.7	98.6	100.0	102.5	99.5	100.0	598.3	
12	13	113	PACHE José	PON	101.4	101.0	99.7	97.9	97.8	99.6	597.4	
13	18	111	COTTING Julien	AVR	100.6	94.7	98.6	99.0	101.9	101.7	596.5	
14	21	109	PERROUD Nicolas	ATT	101.5	95.3	100.0	97.0	100.3	98.5	592.6	
15	16	118	WEIBEL Romain	ATT	96.9	95.5	97.1	99.9	99.5	97.2	586.1	
16	6	116	CASTELLA Lionel	GIB	95.6	96.4	97.3	98.4	97.6	98.9	584.2	
17	15	108	ROSSIER Francois	COT	95.4	96.3	94.2	99.3	99.6	98.2	583.0	
18	5	114	MONNEY Yohann	LUL	94.9	97.6	99.4	97.8	95.7	94.2	579.6	

Protest Date / Time:

Summary

Number of athletes on this list: 18; Total number of athletes: 18

Legend

Bib No	Bib Number	FP	Firing Point	Nat	Nation
Q	Qualified				

4C3B54C4

Version of 2 FEB 2025, 09:18

Q100000IA0202250805.1.ARM_E.0.001.pdf

D218

16

Page 1 of 1






FSSV AC 10m Finales 2025 Mènières

FINAL RESULTS

10m ACF LG Elites



Mènières
SUN 2 FEB 2025, START TIME 11:30

Rk	Bib No	Name	Nat	1st Comp. Stage	2nd Competition Stage - Elimination								Total	Remarks
1	102	BEYELER Simon	TAF	52.6 104.7	125.8 146.8 167.9 189.3 209.7 230.8								250.9	
				10.2 10.7 10.2 10.5 10.6 10.8 10.7 10.6 10.9 9.5	10.5 10.2 10.6 10.8 10.6 10.6 10.7 10.4 10.6 10.5	10.5 10.7 10.0 10.6 10.0	10.6 10.4 10.5 10.5 10.1	10.0 10.4 10.5 10.6 10.4	10.6 10.5 10.6 10.4 10.5	10.0 10.4 10.5 10.6 10.1	10.0 10.1 10.2 10.3 10.4	10.0 10.1 10.2 10.3 10.4		
2	101	DUFAUX Gilles	TAF	51.4 102.6	123.8 144.7 165.7 187.0 207.3 228.7								248.5	
				10.5 10.1 10.9 10.6 9.9 10.2 9.9 10.7 10.2 9.6	10.8 10.1 10.4 10.8 10.5 10.5 10.7 10.4 10.6 10.6	10.6 10.9 9.9 9.9 10.2	10.8 10.8 10.5 10.7 10.4	10.6 10.6 10.5 10.7 10.4	9.9 10.4 10.4 10.4 10.6	10.8 10.6 10.5 10.4 10.6	9.4 10.4 10.4 10.4 10.4	9.4 10.4 10.4 10.4 10.4		
3	103	BAERISWYL Yanik	TAF	51.0 103.3	124.2 144.6 165.4 185.3 206.0								226.9	
				10.6 10.3 10.5 10.6 9.7 10.7 9.8 10.3 10.4 10.4	10.3 9.8 10.6 10.6 10.0 10.0 10.3 9.8 10.3 10.3	10.8 10.8 10.0 10.3 10.3	9.6 10.9 10.3 9.8 10.6	10.9 10.9 10.3 9.8 10.6	10.6 10.6 10.6 10.6 10.6	10.6 10.6 10.6 10.6 10.6	10.6 10.6 10.6 10.6 10.6	10.6 10.6 10.6 10.6 10.6		
4	106	POFFET Marco	TAF	51.5 102.8	123.8 144.8 164.3 184.2								204.3	
				10.6 10.1 9.8 10.1 10.5 10.4 10.4 10.1 10.2 10.6	10.3 10.3 10.7 10.7 10.7 10.7 10.7 10.7 10.7 10.7	10.3 10.3 10.3 10.3 10.3	9.4 10.0 9.9 9.9 10.0	10.0 10.0 9.9 9.9 10.0	10.3 10.3 9.9 9.9 10.3	10.3 10.3 9.9 9.9 10.3	10.3 10.3 9.9 9.9 10.3	10.3 10.3 9.9 9.9 10.3		
5	105	RIEDO Sven	TAF	50.6 100.5	120.7 141.1 161.2								181.8	
				10.0 9.4 9.9 10.4 9.3 10.3 10.5 9.9 10.9 9.9	10.1 10.8 10.1 9.6 10.1 9.8 10.1 10.5 10.1 10.5	10.1 10.1 10.1 10.1 10.1	9.4 10.8 9.6 9.8 10.5	10.3 10.3 9.8 9.8 10.5	10.1 10.1 10.1 10.1 10.1	10.1 10.1 10.1 10.1 10.1	10.1 10.1 10.1 10.1 10.1	10.1 10.1 10.1 10.1 10.1		
6	110	MAAG Simon	COT	50.3 100.5	120.6 141.0								160.6	
				10.1 10.3 9.7 10.0 10.7 9.9 9.7 9.8 10.1 10.2	10.1 10.4 10.0 10.0 10.0 10.6 10.0 10.6 10.0 10.6	10.1 10.1 10.1 10.1 10.1	10.4 10.4 10.6 10.6 10.6	9.0 10.6 10.6 10.6 10.6	10.4 10.4 10.6 10.6 10.6	10.4 10.4 10.6 10.6 10.6	10.4 10.4 10.6 10.6 10.6	10.4 10.4 10.6 10.6 10.6		
7	117	ROBRAZ Tristan	BUL	50.2 99.7	119.9								139.9	
				9.6 9.9 10.4 9.3 9.9 10.5 10.4 9.5 9.9 10.3	10.5 10.2 9.7 9.8 9.7 9.8 9.7 9.8 9.7 9.8	10.5 10.2 10.2 10.2 10.2	10.5 10.2 10.2 10.2 10.2	10.5 10.2 10.2 10.2 10.2	10.5 10.2 10.2 10.2 10.2	10.5 10.2 10.2 10.2 10.2	10.5 10.2 10.2 10.2 10.2	10.5 10.2 10.2 10.2 10.2		
8	104	GABRIEL David	FRE	50.1 99.6									119.1	
				10.4 10.6 8.8 9.9 10.9 10.5 9.9 8.1 10.1 10.4	10.1 9.4 10.1 9.4 10.1 9.4 10.1 9.4 10.1 9.4	10.1 9.4 9.4 9.4 9.4	10.1 9.4 9.4 9.4 9.4	10.1 9.4 9.4 9.4 9.4	10.1 9.4 9.4 9.4 9.4	10.1 9.4 9.4 9.4 9.4	10.1 9.4 9.4 9.4 9.4	10.1 9.4 9.4 9.4 9.4		

Legend

2426C2CB

Bib No Bib Number

Nat Nation

Rk

Rank

Version of 2 FEB 2025, 12:02

F100000IA0202251130.1.ARM_E.0.001.pdf

D218

16

Page 1 of 1





FSSV AC 10m Finales 2025 Mènières

RESULTS 10m ACF LG Dames Qualification

Mènières

SUN 2 FEB 2025, START TIME 08:05



Rank	FP	Bib No	Name	Nat	Series						Total	Remarks
					1	2	3	4	5	6		
1	10	119	BEYELER Irene	TAF	105.2	104.8	104.1	104.5	104.4	103.6	626.6	Q
2	8	120	STURNY Kim	TAF	102.3	103.2	102.7	101.1	102.2	102.1	613.6	Q
3	22	121	STURNY Tina	TAF	103.6	99.9	102.0	102.9	102.5	101.5	612.4	Q
4	2	125	TERCIER Malorie	COT	101.8	93.2	100.4	101.1	101.5	102.5	600.5	Q
5	22	146	DICK Bettina	RIE	99.4	100.1	100.2	95.0	101.6	96.2	592.5	Q
6	23	142	CHASSOT Cindy	VUL	96.0	101.0	97.2	97.9	101.0	98.8	591.9	Q
7	24	149	CHAPERON Noemie	CHA	97.8	97.3	100.7	95.4	98.2	99.4	588.8	Q
8	1	123	PITTET Maelle	LE	98.3	98.6	100.0	96.0	94.6	98.1	585.6	Q
9	10	144	SUDAN Géraldine	ATT	97.0	98.1	98.2	95.4	98.8	97.9	585.4	
10	25	122	FIAUX Léa	ATT	94.1	99.2	100.8	97.0	96.2	97.9	585.2	
11	8	145	TERRAUX Sara	LE	100.7	94.4	96.6	99.1	93.5	100.0	584.3	
12	16	143	BLASER Océane	VUL	97.0	97.1	97.9	95.5	97.6	98.4	583.5	
13	25	147	SAURER Angela	HEI	98.6	95.2	99.5	97.2	94.2	96.5	581.2	
14	24	124	VAUTHEY Coline	FRE	90.6	99.2	96.9	97.2	94.7	96.7	575.3	
15	2	150	FERREIRA Joana	FRE	95.3	89.8	94.4	98.2	97.0	96.6	571.3	
16	11	135	MICHEL Maëlle	GIB	94.1	95.9	94.6	100.4	94.9	91.3	571.2	
17	1	148	THÜRLER Natacha	CHA	95.9	93.7	95.2	94.8	94.9	83.9	558.4	

Protest Date / Time:

Summary

Number of athletes on this list: 17; Total number of athletes: 17

Legend

Bib No	Bib Number	FP	Firing Point	Nat	Nation
Q	Qualified				

3D224147

Version of 2 FEB 2025, 10:53

Q000000IA0202250805.1.ARW_D.0.001.pdf

D218

18

Page 1 of 1




SWISS PRECISION



FSSV AC 10m Finales 2025 Mènières

FINAL RESULTS

10m ACF LG Dames



Mènières
SUN 2 FEB 2025, START TIME 11:30

Rk	Bib No	Name	Nat	1st Comp. Stage	2nd Competition Stage - Elimination								Total	Remarks
1	119	BEYELER Irene	TAF	51.7 101.6	122.0 142.9 162.6 183.6 204.6 225.2	245.5								
				10.6 10.2	10.6 10.4	9.4 10.6	10.3 10.1	10.2						
				10.5 9.8	9.8 10.5	10.3 10.4	10.7 10.5	10.1						
				10.1 8.9										
				10.5 10.6										
				10.0 10.4										
2	120	STURNY Kim	TAF	51.5 101.2	121.9 142.1 161.4 182.2 203.6 224.4	245.4								
				9.7 9.6	10.4 9.7	9.6 10.5	10.6 10.7	10.8						
				10.2 9.1	10.3 10.5	9.7 10.3	10.8 10.1	10.2						
				10.5 10.6										
				10.5 10.0										
				10.6 10.4										
3	121	STURNY Tina	TAF	51.8 102.4	122.0 142.7 162.9 182.8 203.4	223.3								
				10.8 10.6	9.5 10.4	9.7 10.6	10.5 9.7							
				10.2 10.4	10.1 10.3	10.5 9.3	10.1 10.2							
				10.3 9.5										
				10.0 10.5										
				10.5 9.6										
4	125	TERCIER Malorie	COT	48.7 99.9	119.5 140.2 159.5 179.0	198.8								
				10.3 10.2	9.6 10.6	9.9 9.7	9.6							
				9.7 10.1	10.0 10.1	9.4 9.8	10.2							
				9.4 10.7										
				10.0 10.6										
				9.3 9.6										
5	146	DICK Bettina	RIE	49.1 98.0	118.4 137.3 157.6	178.1								
				10.2 9.8	9.7 10.0	10.1 9.8								
				9.7 9.9	10.7 8.9	10.2 10.7								
				10.4 8.9										
				9.8 10.0										
				9.0 10.3										
6	149	CHAPERON Noemie	CHA	46.0 94.7	113.9 134.9	154.9								
				10.0 10.5	9.2 10.3	10.1								
				10.0 9.0	10.0 10.7	9.9								
				10.4 9.0										
				9.4 10.6										
				6.2 9.6										
7	142	CHASSOT Cindy	VUL	49.3 95.6	113.9	133.9								
				10.3 9.0	9.5 9.9									
				10.4 9.3	8.8 10.1									
				8.7 9.5										
				9.5 9.4										
				10.4 9.1										
8	123	PITTET Maele	LE	45.3 89.8		109.7								
				10.5 9.9	9.0									
				9.0 9.8	10.9									
				8.3 8.5										
				8.5 7.2										
				9.0 9.1										

Legend

69E9C6A3

Bib No Bib Number

Nat Nation

Rk

Rank

Version of 2 FEB 2025, 12:02

F000000IA0202251130.1.ARW_D.0.001.pdf

D218 18

Page 1 of 1



SWISS PRECISION



FSSV AC 10m Finales 2025 Mènières

RESULTS

10m ACF LG Seniors

Qualification

Mènières

SUN 2 FEB 2025, START TIME 09:45



REVISED 167

Rank	FP	Bib No	Name	Nat	Series						Total	Remarks
					1	2	3	4	5	6		
1	14	127	MÜLLER Beat	TAF	103.0	100.7	99.0	99.9	97.9	100.6	601.1	Q
2	11	129	DEVAUD André	FRE	99.1	100.7	98.0	99.7	100.5	96.7	594.7	Q
3	17	140	GOETSCHI Thomas	RIE	98.1	100.9	96.7	97.8	98.6	102.3	594.4	Q
4	15	133	GRANGIER Reynald	BUL	100.9	102.1	98.7	99.1	95.6	96.9	593.3	Q
5	4	130	MAAG Martin	COT	97.9	94.6	96.2	101.2	99.7	100.9	590.5	Q
6	3	128	JORAND Frédéric	FRE	99.0	97.2	99.4	98.6	95.3	99.7	589.2	Q
7	7	126	SCHWEIZER Dominique	AVR	92.7	98.4	98.8	98.4	98.8	95.2	582.3	Q
8	18	136	RUCHTI Michel	DOM	93.2	97.5	96.2	98.6	101.6	94.8	581.9	Q
9	9	137	DOHNER Martin	BUL	97.1	94.9	95.8	99.4	99.0	94.4	580.6	
10	19	131	KOLLY Patricia	GIB	96.0	94.4	95.3	98.0	98.7	98.1	580.5	
11	21	134	STURNY Norbert	TAF	92.9	94.4	98.0	97.6	97.7	97.9	578.5	
12	20	132	GABRIEL Laurent	ATT	94.2	95.6	98.8	93.7	97.9	97.8	578.0	
13	6	141	CHARDONNENS Nicolas	VUL	95.1	85.5	93.6	102.5	95.9	93.9	566.5	
14	5	139	GACHET Siméon	BUL	95.3	91.0	90.7	93.2	93.9	97.8	561.9	
15	13	138	PERROUD Pierre/ALain	ATT	94.8	88.9	94.1	95.5	91.5	96.6	561.4	

Protest Date / Time:

Summary

Number of athletes on this list: 15; Total number of athletes: 15

Legend

Bib No	Bib Number	FP	Firing Point	Nat	Nation
Q	Qualified				

B369118D

Version of 2 FEB 2025, 10:57

Q100000IA0202250945.1.ARM_S.0.168.pdf

D218 17

Page 1 of 1



SWISS PRECISION



FSSV AC 10m Finales 2025 Mènières

FINAL RESULTS

10m ACF LG Seniors



Mènières
SUN 2 FEB 2025, START TIME 11:30

REVISED 105

Rk	Bib No	Name	Nat	1st Comp. Stage	2nd Competition Stage - Elimination							Total	Remarks
1	127	MÜLLER Beat	TAF	50.4 99.6	119.8	138.9	159.4	179.7	198.7	215.8		235.6	
				10.4 9.9	10.1 9.7	10.1 10.1	9.9 10.3	8.0 10.7					
				9.4 9.5	10.1 9.4	10.4 10.4	10.4 8.7	9.1 9.1					
				10.0 10.0									
				10.3 9.4									
				10.3 10.4									
2	140	GOETSCHI Thomas	RIE	48.0 98.2	117.5	137.1	157.5	177.3	193.8	213.3		233.3	
				8.6 10.4	9.1 9.7	10.4 10.3	9.3 9.7	9.4 10.6					
				10.4 9.5	10.2 9.9	10.0 9.5	7.2 9.8						
				9.2 9.7									
				9.4 9.8									
				10.4 10.8									
3	126	SCHWEIZER Dominique	AVR	47.5 96.8	116.5	135.5	153.7	174.0	192.6			212.6	
				9.7 10.2	10.9 9.5	9.7 9.9	10.0 10.4	10.4 8.6	10.4 9.6				
				10.3 10.5	8.8 9.5	8.5 10.4	8.6 9.6						
				7.2 10.0									
				9.9 9.7									
				10.4 8.9									
4	128	JORAND Frédéric	FRE	48.0 96.7	116.2	134.8	154.7	174.5				192.4	
				8.7 8.9	9.4 8.9	9.8 9.4	9.1 8.8						
				10.1 10.0	10.1 9.7	10.1 10.4							
				9.7 9.4									
				10.6 10.4									
				8.9 10.0									
5	129	DEVAUD André	FRE	49.3 96.1	116.8	134.9	154.2					172.8	
				9.1 9.1	10.2 8.9	9.8 8.5							
				9.1 9.5	10.5 9.2	9.5 10.1							
				10.2 9.1									
				10.2 9.1									
				10.7 10.0									
6	130	MAAG Martin	COT	47.8 93.6	113.4	134.4						153.7	SO
				9.7 8.2	10.4 10.2	8.9 10.4							
				7.8 8.1	9.4 10.8	10.4							
				10.8 10.4									
				10.5 9.2									
				9.0 9.9									
7	136	RUCHTI Michel	DOM	46.3 94.2	112.2							130.0	
				8.8 8.8	9.9 8.2								
				9.3 10.1	8.1 9.6								
				10.6 10.1									
				7.1 10.2									
				10.5 8.7									
8	133	GRANGIER Reynald	BUL	47.8 94.4								103.2	
				10.4 9.3	8.8 0.0								
				8.9 9.5									
				10.4 8.8									
				9.0 9.7									
				9.1 9.3									

Legend

7C844B42

Bib No Bib Number Nat Nation Rk Rank
SO Athlete eliminated by Shoot-off for tie

Version of 2 FEB 2025, 12:02

F100000IA0202251130.1.ARM_S.0.106.pdf

D218 17

Page 1 of 1





FSSV AC 10m Finales 2025 Mènières

RESULTS 10m ACF LG U21

Qualification

Mènières

SAT 1 FEB 2025, START TIME 16:20



Rank	FP	Bib No	Name	Nat	Series						Total	Remarks
					1	2	3	4	5	6		
1	3	153	STURNY Lea	TAF	98.7	101.0	102.7	101.1	102.0	100.5	606.0	Q
2	7	151	THÜRLER Valentine	CHA	99.9	100.1	102.5	99.5	100.1	102.5	604.6	Q
3	16	168	MAGNIN Elodie	LE	101.0	102.8	101.2	99.9	99.4	99.4	603.7	Q
4	19	156	STAUDENMANN Anne-Laure	VUL	99.5	98.8	98.0	101.6	101.1	101.9	600.9	Q
5	4	155	CLEMENT Pauline	PON	99.6	99.0	98.1	100.6	98.9	101.5	597.7	Q
6	20	157	PFEIFFLE Tilly	LE	97.0	98.8	102.0	98.1	100.2	99.3	595.4	Q
7	13	163	ZBINDEN Enya	HEI	98.6	98.5	98.8	95.6	99.7	99.2	590.4	Q
8	14	152	GUERRY Célien	VUL	95.2	93.9	100.0	100.5	100.0	98.7	588.3	Q
9	9	162	SCHALLER Amanda	HEI	100.0	94.3	102.3	98.5	95.0	96.1	586.2	
10	11	154	JENNY Nicolas	HEI	96.7	98.4	97.7	98.6	98.8	94.0	584.2	
11	21	159	CHAVAILLAZ Thomas	VUL	97.5	93.2	97.5	96.4	99.0	100.1	583.7	
12	12	160	SCHEIDEGGER Pascale	TAF	97.9	97.2	96.9	98.3	96.8	96.5	583.6	
13	5	164	LEHMANN Darius	TAF	95.0	99.7	97.3	97.0	93.0	99.8	581.8	
14	18	161	AEBISCHER Irina	HEI	97.3	96.3	93.2	97.4	98.3	98.9	581.4	
15	15	158	PITTET Loriane	LE	95.6	94.4	97.2	96.8	97.9	96.3	578.2	
16	6	166	PITTET Amélia	LE	93.6	98.7	97.5	98.1	95.1	94.0	577.0	
17	10	169	GODEL Noé	VUL	96.3	93.7	97.6	93.9	98.5	96.3	576.3	
18	23	167	EGLI Nathan	AVR	95.6	96.8	95.2	93.8	93.8	93.4	568.6	
19	24	174	VILLANO Thomas	GIB	89.6	94.7	93.8	97.5	94.8	91.4	561.8	
20	25	172	BIELMANN Mélanie	GIB	98.9	90.8	90.3	89.2	98.3	93.9	561.4	
21	17	165	SCHÖPFER Nathalie	HEI	92.5	94.8	92.1	91.3	95.3	94.9	560.9	
22	22	171	CATILLAZ Niklas	HEI	91.0	94.7	93.4	94.1	89.5	90.4	553.1	
23	8	170	HENRIQUES-DIAS Mattéo	ATT	82.5	89.5	94.7	94.2	90.6	95.6	547.1	
24	1	173	SAUTEREL Elio	HEI	85.0	90.3	92.1	93.5	91.0	90.1	542.0	
	2	175	BEAUD Xavier	BUL								DNS

Protest Date / Time:

Summary

Number of athletes on this list: 25; Total number of athletes: 25

Legend

Bib No	Bib Number	DNS	Did Not Start	FP	Firing Point
Nat	Nation	Q	Qualified		

51FB25B6

Version of 1 FEB 2025, 17:25

Q200000IA0102251620.1.ARM_U21.0.001.pdf

D218

13

Page 1 of 1




SWISS PRECISION



FSSV AC 10m Finales 2025 Mènières

FINAL RESULTS

10m ACF LG U21



Mènières
SAT 1 FEB 2025, START TIME 19:15

Rk	Bib No	Name	Nat	1st Comp. Stage	2nd Competition Stage - Elimination								Total	Remarks	
1	153	STURNY Lea	TAF	50.0 101.2	121.8 142.8 163.1 184.0 204.7 225.8									246.2	
				10.1 10.6 9.8 10.3 10.2 10.7 9.9 9.3 10.0 10.3	10.8 10.6 9.8 10.4 10.5 10.6 10.5 10.7 10.6 10.7	9.8 10.5 10.6 10.5 10.7	10.3 10.6 10.5 10.7 10.6	10.2 10.4 10.5 10.7 10.4	10.4 10.4 10.5 10.7 10.4	10.4 10.7 10.7 10.7 10.7	9.8 10.6 10.7 10.7 10.6				
2	151	THÜRLER Valentine	CHA	50.5 100.7	120.7 140.6 160.9 181.1 201.4 222.2									242.8	
				10.1 9.3 9.1 9.7 10.5 10.7 10.0 10.8 10.8 9.7	9.7 9.8 10.3 10.1 10.3 10.3 9.7 10.4 10.1 10.1	10.0 10.3 10.3 9.7 10.4	10.5 10.9 10.4 10.4 10.7	9.9 10.4 10.1 10.1 10.1	10.7 10.7 10.1 10.1 10.1	10.2 10.4 10.4 10.4 10.4					
3	156	STAUDENMANN Anne-Laure	VUL	49.9 98.8	119.3 138.8 159.4 178.9 198.2									216.8	
				10.2 10.4 10.0 10.7 9.5 10.0 9.9 9.8 10.3 8.0	10.4 9.9 10.1 9.6 9.7 9.7 9.1 9.8 9.8 9.8	10.9 10.4 9.7 9.1 9.8	10.4 10.4 10.4 9.5 8.8	9.5 9.5 9.8 9.8 9.8	8.8 9.8 9.8 9.8 9.8	9.8 9.8 9.8 9.8 9.8					
4	168	MAGNIN Elodie	LE	49.3 100.7	119.4 138.6 157.7 177.4									198.0	
				10.3 10.4 10.7 10.9 9.3 10.5 10.1 9.5 8.9 10.1	9.6 10.1 9.1 9.1 9.5 9.4 9.4 10.1	9.6 9.5 9.4 9.4 10.1	10.3 10.3 10.3 9.4 10.1	10.5 10.5 10.1 10.1 10.1	10.5 10.5 10.1 10.1 10.1	10.5 10.5 10.1 10.1 10.1					
5	155	CLEMENT Pauline	PON	47.7 97.0	117.5 136.7 156.0									174.3	
				9.4 10.3 9.8 10.7 10.2 8.7 9.4 9.3 8.9 10.3	10.7 10.0 9.8 9.2 9.2 9.2 9.2 9.1	10.0 10.1 9.2 9.1 9.1	10.1 10.1 9.2 9.1 9.1	9.2 9.2 9.1 9.1 9.1	9.2 9.2 9.1 9.1 9.1						
6	157	PFEIFFLE Tilly	LE	49.3 96.0	116.7 136.5									154.7	
				9.9 9.3 9.7 9.5 9.2 10.2 10.4 9.1 10.1 8.6	10.9 10.2 9.8 9.6 8.3 8.3	9.9 8.3 8.3 8.3 8.3	10.2 10.2 10.2 10.2 10.2	9.9 9.9 9.9 9.9 9.9	9.9 9.9 9.9 9.9 9.9						
7	152	GUERRY Célien	VUL	47.5 98.2	116.3									134.9	
				9.0 9.7 9.1 9.3 8.8 10.6 10.7 10.8 9.9 10.3	8.1 9.1 10.0 9.5	8.1 9.1 10.6 10.8 10.3	9.1 9.5 10.6 10.8 10.3	9.1 9.5 10.6 10.8 10.3	9.1 9.5 10.6 10.8 10.3						
8	163	ZBINDEN Enya	HEI	47.6 95.0										115.9	
				9.2 9.8 10.2 8.8 9.2 9.2 9.8 10.1 9.2 9.5	10.5 10.4	10.5 10.4 10.4 10.4 10.4	10.5 10.4 10.4 10.4 10.4	10.5 10.4 10.4 10.4 10.4	10.5 10.4 10.4 10.4 10.4	10.5 10.4 10.4 10.4 10.4					

Legend

75EDEB29

Bib No Bib Number

Nat Nation

Rk

Rank

Version of 1 FEB 2025, 19:42

F200000IA0102251915.1.ARM_U21.0.001.pdf

D218

13

Page 1 of 1





FSSV AC 10m Finales 2025 Mènières

RESULTS 10m ACF LG U17

Qualification

Mènières

SAT 1 FEB 2025, START TIME 17:55



Rank	FP	Bib No	Name	Nat	Series				Total	Remarks
					1	2	3	4		
1	7	176	SCHWAB Amélie	VUL	93.7	97.5	96.7	97.7	385.6	
2	4	180	PARENT Julien	ATT	95.3	95.4	92.5	95.7	378.9	
3	3	178	BRÜLLHARDT Deborah	HEI	93.0	94.8	94.7	95.5	378.0	
4	11	179	DÉCOTTERD Léane	LUL	92.9	95.9	92.8	94.8	376.4	
5	15	183	BANAS Etien	ATT	91.0	80.7	98.3	95.4	365.4	
6	14	177	VILLARD Célia	LE	88.8	82.7	89.2	93.8	354.5	
7	18	186	GUÉGAN Aymerick	LE	83.2	90.5	88.3	85.7	347.7	
8	20	182	CONSTANTINESCU Vlad	ATT	84.3	78.4	81.9	87.4	332.0	
9	21	184	GUÉGAN Erwan	LE	74.3	82.9	84.8	89.2	331.2	
10	12	185	OBERSON Baptiste	CHA	75.0	73.3	81.2	80.5	310.0	
19	181	181	WIKI Samuel	BUL						DNS

Protest Date / Time:

Summary

Number of athletes on this list: 11; Total number of athletes: 11

Legend

Bib No	Bib Number	DNS	Did Not Start	FP	Firing Point
Nat	Nation				

40B69A12

Version of 2 FEB 2025, 07:21

Q200000IA0102251755.1.AR40_U17.0.001.pdf

D218

20

Page 1 of 1





FSSV AC 10m Finales 2025 Mènières

FINAL RESULTS

10m ACF LG U17



Mènières
SAT 1 FEB 2025, START TIME 19:15

Rk	Bib No	Name	Nat	1st Comp. Stage	2nd Competition Stage - Elimination								Total	Remarks
1	176	SCHWAB Amélie	VUL	49.0 97.3	118.2	139.1	159.9	179.5	199.9	218.9		239.9		
				10.1 10.5	10.3 10.1	10.1 9.8	10.1 10.1	9.8 10.1	9.8 10.3	9.2 10.2	10.8			
				9.9 10.1	10.6 10.8	10.7 9.8	10.3 9.2	10.2 10.2	9.2 10.2	10.2 10.2	10.2			
				10.0 8.9										
				9.0 9.5										
				10.0 9.3										
2	178	BRÜLLHARDT Deborah	HEI	46.3 93.1	112.8	130.6	150.0	169.2	189.9	209.8		229.3		
				9.8 8.8	9.6 8.1	9.8 10.1	10.5 10.1	10.1 10.3	10.1 10.3	10.3 9.2	10.3			
				9.5 10.3	10.1 9.7	9.6 9.1	10.2 10.2	9.8 9.8	9.8 9.2	9.2 9.2	9.2			
				8.6 10.7										
				10.0 8.5										
				8.4 8.5										
3	179	DÉCOTTERD Léane	LUL	47.5 92.5	112.4	133.5	149.1	168.6	187.5			206.4		
				8.2 10.5	10.8 10.3	8.2 9.6	10.3 10.3	10.3 8.6	10.3 8.6	10.3 8.6				
				9.8 7.2	9.1 10.8	7.4 9.9	8.6 8.6	8.6 8.6	8.6 8.6	8.6 8.6				
				10.1 8.3										
				10.2 8.5										
				9.2 10.5										
4	180	PARENT Julien	ATT	41.3 87.5	107.4	126.9	146.7	165.0				181.1		
				8.5 8.9	10.3 9.4	9.2 8.4	8.3 8.3	8.3 8.3	8.3 8.3	8.3 8.3				
				9.7 9.0	9.6 10.1	10.6 9.9	7.8 7.8	7.8 7.8	7.8 7.8	7.8 7.8				
				7.7 9.1										
				6.8 10.5										
				8.6 8.7										
5	186	GUÉGAN Aymerick	LE	47.6 93.4	111.1	128.6	146.3					163.3		
				10.0 9.8	9.9 9.1	8.8 8.2	8.2 8.2	8.2 8.2	8.2 8.2	8.2 8.2				
				10.0 9.5	7.8 8.4	8.9 8.8	8.8 8.8	8.8 8.8	8.8 8.8	8.8 8.8				
				9.0 9.1										
				9.9 8.2										
				8.7 9.2										
6	183	BANAS Etien	ATT	42.9 88.2	105.3	122.5						141.1		
				9.9 8.9	8.3 9.5	9.3 9.3	9.3 9.3	9.3 9.3	9.3 9.3	9.3 9.3				
				9.2 8.0	8.8 7.7	9.3 9.3	9.3 9.3	9.3 9.3	9.3 9.3	9.3 9.3				
				7.6 9.7										
				7.1 9.2										
				9.1 9.5										
7	182	CONSTANTINESCU Vlad	ATT	41.7 85.6	104.2							122.5	SO	
				7.8 10.9	8.0 10.1									
				7.4 10.0	10.6 8.2									
				9.3 7.3										
				8.6 7.8										
				8.6 7.9										
8	177	VILLARD Célia	LE	37.3 76.4								96.4		
				6.3 9.2	10.4 9.6									
				7.7 9.1										
				8.0 8.9										
				7.3 7.2										
				8.0 4.7										

Legend

1D666898

Bib No Bib Number Nat Nation Rk Rank
SO Athlete eliminated by Shoot-off for tie

Version of 2 FEB 2025, 07:20

F200000IA0102251915.1.AR40_U17.0.001.pdf

D218

20

Page 1 of 1





FSSV AC 10m Finales 2025 Mènières

RESULTS 10m ACF LG U15

Individual

Mènières

SAT 1 FEB 2025, START TIME 17:55



Rank	FP	Bib No	Name	Nat	Series		Total	Remarks
					1	2		
1	9	187	JELK Raphaela	HEI	97.2	93.3	190.5	
2	5	189	SOMMER Janek	RIE	94.2	91.0	185.2	
3	6	191	GANDER Mickael	CHA	94.7	88.6	183.3	
4	17	190	RUCHTI Sacha	ATT	88.6	94.4	183.0	
5	23	192	VIAL Noah	LE	88.0	92.2	180.2	
6	24	199	KAESER Nohéa	ATT	89.6	87.8	177.4	
7	10	194	ROMANENS Alexis	VUA	87.1	88.6	175.7	
8	13	188	DEMA Luana	HEI	91.8	82.4	174.2	
9	2	200	LEIBZIG Sylvain	LUL	80.2	89.3	169.5	
10	22	196	PEYTON Klingner	RIE	90.5	74.8	165.3	
11	8	195	MOREL Ethan	ATT	79.8	77.9	157.7	
12	16	193	PILLOUD Thibault	ATT	83.6	74.1	157.7	
13	25	197	FRAGNIÈRE Yoan	ATT	77.7	76.9	154.6	
14	1	198	WESPI Andrin	TAF	79.6	72.0	151.6	

Protest Date / Time:

Summary

Number of athletes on this list: 14; Total number of athletes: 14

Legend

Bib No Bib Number

FP Firing Point

Nat

Nation

9D6AD8C1

Version of 1 FEB 2025, 18:29

I200000IA0102251755.1.ARX20_U15.0.001.pdf

D218

22

Page 1 of 1



SWISS PRECISION



FSSV AC 10m Finales 2025 Mènières

RESULTS 10m ACF LG T.S.A Individual

Mènières

SAT 1 FEB 2025, START TIME 10:40



Rank	FP	Bib No	Name	Nat	Series			Total	Remarks
					1	2	3		
1	9	212	SCIBOZ Jean-Marc	RIE	103.9	103.7	104.0	311.6	
2	7	201	TRÜSSEL Martin	RIE	103.4	105.1	103.0	311.5	
3	15	208	MARGUET Denis	AVR	103.2	104.8	103.4	311.4	
4	8	220	SCHWARTZ Thomas	TAF	104.7	103.5	103.1	311.3	
5	14	202	DUFAUX Pierre-Alain	RIE	104.5	101.4	103.6	309.5	
6	3	203	LORÉTAN Willy	RIE	102.8	101.6	103.9	308.3	
7	5	214	TERCIER Michel	AVR	104.1	100.7	103.4	308.2	
8	24	224	MARCHAND Serge	AVR	102.1	102.5	103.0	307.6	
9	12	210	CHETÉLAT Albert	AVR	101.8	103.5	101.5	306.8	
10	6	216	DROZ Fabienne	VUL	101.3	102.5	102.2	306.0	
11	21	209	SOMMER Patric	RIE	101.8	102.1	102.1	306.0	
12	22	221	BARBEY Paul-André	BUL	102.5	100.9	101.8	305.2	
13	2	225	AEBISCHER Marius	AVR	102.6	100.9	101.4	304.9	
14	25	222	GUERRY Constant	LUL	100.0	101.6	103.0	304.6	
15	11	204	RUCHTI Michel	DOM	100.5	101.4	102.1	304.0	
16	19	206	GOTHUEY André	BUL	99.7	101.7	101.9	303.3	
17	1	223	VÖGELI Hansruedi	HEI	100.9	100.2	101.8	302.9	
18	16	218	MONNEY Jean-Marc	VUL	100.2	100.4	101.7	302.3	
19	17	215	KAESER Bruno	TAF	102.2	100.0	99.9	302.1	
20	20	207	DJAFAR Nadia	VUL	101.8	100.8	99.2	301.8	
21	13	213	CHAPPUIS Michel	AVR	101.2	102.2	98.1	301.5	
22	18	211	PFEIFFLE Christel	LE	98.4	100.7	100.1	299.2	
23	10	219	PITTET Frédéric	LE	100.4	98.8	98.8	298.0	
24	23	217	CUENDET Eric	VUL	100.2	96.8	100.8	297.8	
	4	205	GACHET Gilbert	BUL					DNS

Protest Date / Time:

Summary

Number of athletes on this list: 25; Total number of athletes: 25

Legend

Bib No	Bib Number	DNS	Did Not Start	FP	Firing Point
Nat	Nation				

96968585

Version of 1 FEB 2025, 11:13

I200000IA0102251040.1.ARX30_TSA.0.001.pdf

D218

6

Page 1 of 1



SWISS PRECISION



FSSV AC 10m Finales 2025 Mènières


RESULTS

10m ACF LG Elites Groupe

Qualifikation

Mènières

SUN 2 FEB 2025, START TIME 12:40



Rank	Bib No	Name	Series				Total	Remarks
			1	2	3	4		
1		Tafers 1	411.9	414.2	414.7	412.0	1652.8	Q
	4004	BEYELER SIMON	103.4	106.1	104.8	104.1	418.4	
	4001	DUFAUX GILLES	104.4	103.0	102.9	102.0	412.3	
	4003	BEYELER IRENE	102.4	102.6	104.5	102.0	411.5	
	4002	BAERISWYL YANIK	101.7	102.5	102.5	103.9	410.6	
2		Tafers 2	405.6	405.7	407.5	409.6	1628.4	Q
	4007	STURNY KIM	103.0	102.9	103.5	101.7	411.1	
	4008	RIEDO SVEN	103.2	102.4	101.7	102.5	409.8	
	4005	MÜLLER BEAT	99.3	99.3	103.6	102.7	404.9	
	4006	STURNY TINA	100.1	101.1	98.7	102.7	402.6	
3		Freiburg - Ville 1	398.1	400.8	406.5	406.1	1611.5	Q
	4014	GABRIEL DAVID	101.8	102.5	103.0	104.5	411.8	
	4013	PROGIN KEVIN	100.1	100.0	101.2	99.7	401.0	
	4015	DEVAUD ANDRÉ	99.6	97.9	101.4	101.4	400.3	
	4016	JORAND FRÉDÉRIC	96.6	100.4	100.9	100.5	398.4	
4		Avry-sur- Matran 1	401.4	406.8	401.0	397.8	1607.0	Q
	4024	MARGUET ANNIK	100.7	105.4	103.5	101.8	411.4	
	4022	COTTING JULIEN	102.6	101.1	99.4	101.1	404.2	
	4021	SCHWEIZER DOMINIQUE	100.3	101.1	99.3	99.1	399.8	
	4023	EGLI NATHAN	97.8	99.2	98.8	95.8	391.6	
5		Bulle 1	398.6	402.8	401.9	400.2	1603.5	Q
	4048	ROPRAZ TRISTAN	100.8	103.5	103.7	101.7	409.7	
	4045	WAEBER LAURIANE	101.5	99.3	101.1	100.8	402.7	
	4046	GRANGIER REYNALD	98.5	98.0	100.4	100.6	397.5	
	4047	DESCLOUX FRÉDÉRIC	97.8	102.0	96.7	97.1	393.6	
6		Cottens et Environs 1	393.0	399.0	395.4	397.0	1584.4	Q
	4020	MAAG SIMON	103.7	103.4	100.3	99.2	406.6	
	4019	TERCIER MALORIE	98.5	99.3	101.3	101.0	400.1	
	4017	ROSSIER FRANCOIS	98.2	98.0	96.3	100.5	393.0	
	4018	ROHRBASSER LUDOVIC	92.6	98.3	97.5	96.3	384.7	

Rank	Bib No	Name	Series				Total	Remarks
			1	2	3	4		
7		Vully-Broye 1	401.1	396.2	386.7	399.9	1583.9	
	4034	CHASSOT CINDY	99.7	99.0	100.4	101.4	400.5	
	4036	DÉLESSERT AURORE	101.6	100.2	97.6	99.8	399.2	
	4035	LIMAT BERTRAND	101.0	99.0	96.5	101.9	398.4	
	4033	GUERRY PIERRE	98.8	98.0	92.2	96.8	385.8	
8		Chavannes-les-Forts 1	392.2	389.6	396.1	401.6	1579.5	
	4032	MONNARD TIFANY	102.2	99.0	100.9	104.1	406.2	
	4029	THUERLER NATACHA	97.0	99.6	100.5	96.8	393.9	
	4030	CHAPERON NOÉMIE	95.2	99.4	96.9	100.2	391.7	
	4031	OBERSON EMMANUEL	97.8	91.6	97.8	100.5	387.7	
9		Ried b. Kerzers 1	388.8	393.5	396.7	390.3	1569.3	
	4010	DICK BETTINA	96.4	100.2	103.2	99.0	398.8	
	4009	FÜRST DANIEL	96.1	101.5	98.6	100.3	396.5	
	4012	GOETSCHI THOMAS	100.4	96.1	99.1	95.5	391.1	
	4011	PICK ALEXANDRA	95.9	95.7	95.8	95.5	382.9	
10		Bulle 2	388.3	387.2	392.9	392.5	1560.9	
	4054	LENGE ROBERTO	100.9	98.7	97.9	100.8	398.3	
	4056	DOHNER MARTIN	97.9	96.1	98.4	98.0	390.4	
	4053	GACHET SIMEON	94.5	98.0	99.4	94.6	386.5	
	4055	PERROUD YOHAN	95.0	94.4	97.2	99.1	385.7	
11		Attalens / Chatel 1	386.4	383.8	393.7	383.2	1547.1	
	4061	PEROUD NICOLAS	98.0	100.0	99.7	99.7	397.4	
	4063	GABRIEL LAURENT	97.2	95.6	100.2	95.5	388.5	
	4064	HENRIQUES-DIAS NICOLAS	96.6	94.7	99.0	92.9	383.2	
	4062	WEIBEL ROMAIN	94.6	93.5	94.8	95.1	378.0	
12		Cottens et Environs 2	379.4	390.7	385.9	390.7	1546.7	
	4059	VOLERY MAXIME	98.4	100.3	97.4	100.4	396.5	
	4058	ROSSIER NATHANAEL	94.9	98.8	96.9	96.8	387.4	
	4057	ROSSIER BLAISE	93.6	96.4	97.1	96.5	383.6	
	4060	MAAG MARTIN	92.5	95.2	94.5	97.0	379.2	
13		Freiburg - Ville 2	381.0	393.5	386.9	381.5	1542.9	
	4066	HERTZOG PATRICK	99.0	101.3	97.9	92.4	390.6	
	4068	VAUTHEY COLINE	95.0	97.2	97.1	100.0	389.3	
	4067	FERREIRA JOANA	92.7	99.9	96.2	95.4	384.2	
	4065	HELPER GREGORY	94.3	95.1	95.7	93.7	378.8	

Rank	Bib No	Name	Series				Total	Remarks
			1	2	3	4		
14		Pont-la-Ville 1	381.7	378.0	392.5	387.4	1539.6	
	4042	CLÉMENT PAULINE	97.8	98.8	99.6	101.0	397.2	
	4043	PACHE JOSÉ	97.2	94.6	100.5	98.6	390.9	
	4044	GREMAUD LOIC	93.3	93.7	99.2	93.1	379.3	
	4041	RISSE JULIEN	93.4	90.9	93.2	94.7	372.2	
15		Gibloux 10M 1	380.6	383.3	381.5	386.9	1532.3	
	4040	MENOUD TIMOTHÉE	97.8	100.8	96.5	97.4	392.5	
	4038	KOLLY PATRICIA	96.3	93.2	94.2	101.5	385.2	
	4039	CASTELLA LIONEL	93.8	93.7	96.3	94.7	378.5	
	4037	MICHEL MAELLE	92.7	95.6	94.5	93.3	376.1	
16		Le Cret 1	377.3	376.5	383.7	381.5	1519.0	
	4092	TERREAUX SARA	99.1	99.1	98.9	99.4	396.5	
	4089	PITTET AMÉLIA	96.0	92.1	97.9	97.9	383.9	
	4091	PITTET MAELLE	92.5	93.1	95.8	94.8	376.2	
	4090	PITTET CAROLE	89.7	92.2	91.1	89.4	362.4	
17		Vully-Broye 2	373.4	372.2	375.9	384.5	1506.0	
	4078	COLLOUD FRÉDÉRIC	94.7	94.1	96.2	95.9	380.9	
	4080	CHARDONNENS NICOLAS	93.2	94.8	96.8	95.9	380.7	
	4077	GERBER NOAH	95.4	94.2	90.8	97.8	378.2	
	4079	ROTH THIERRY	90.1	89.1	92.1	94.9	366.2	
18		Attalens / Chatel 2	374.2	369.0	376.1	379.8	1499.1	
	4084	SUDAN GÉRALDINE	98.8	94.7	96.8	97.5	387.8	
	4083	FIAUX LÉA	98.3	89.2	97.4	97.3	382.2	
	4081	PERROUD PIERRE-ALAIN	91.0	96.1	93.6	97.6	378.3	
	4082	SUDAN ANGÉLIQUE	86.1	89.0	88.3	87.4	350.8	
19		Dompierre-Russy 1	372.3	363.4	378.3	380.4	1494.4	
	4071	RUCHTI MICHEL	95.1	99.6	98.1	99.9	392.7	
	4070	MONNEY JENNY	96.3	94.3	96.8	94.4	381.8	
	4069	GEHRI LÉA	93.4	91.2	96.6	91.5	372.7	
	4072	JACOT LAURENT	87.5	78.3	86.8	94.6	347.2	
20		Chavannes-les-Forts 2	368.4	356.4	347.4	341.6	1413.8	
	4074	BORCARD JULIE	94.3	93.1	90.8	93.9	372.1	
	4075	RICHOZ BÉAT	93.7	90.1	89.3	92.1	365.2	
	4073	GACHOUD BERTRAND	93.9	93.0	91.2	86.8	364.9	
	4076	OBERSON BAPTISTE	86.5	80.2	76.1	68.8	311.6	

Rank	Bib No	Name	Series				Total	Remarks
			1	2	3	4		
21		Pont-la-Ville 2	346.6	343.9	355.4	363.1	1409.0	
	4087	SCIBOZ PASCAL	88.1	87.9	88.9	91.5	356.4	
	4088	BOUQUET ARMAND	89.2	89.8	89.9	86.2	355.1	
	4086	PASSAPLAN FRANCOIS	89.2	87.6	86.9	88.0	351.7	
	4085	YERLY STÉPHANE	80.1	78.6	89.7	97.4	345.8	

Protest Date / Time:

Summary

Number of athletes on this list: 84; Total number of athletes: 84; Total number of teams: 21

Legend

E9F390AC

Bib No Bib Number Q Qualified

Version of 2 FEB 2025, 16:38

Q200000TA0202251240.1.SGMG50E.0.001.pdf

D218

23

Page 4 of 4



FSSV AC 10m Finales 2025 Mènières
FINAL RESULTS
10m ACF LG Elites Groupe
FINAL
Mènières
SUN 2 FEB 2025, START TIME 17:00



Rank	Bib No	Name	Series				Total	Remarks					
			1	2	3	4							
1		Tafers 1	204.9	206.4	80.3	81.6	822.6						
	4001	DUFAUX GILLES	104.4	103.0	102.9	102.0	412.3						
		Final shots:	10.3	10.5	10.5	10.0	10.7	10.4	10.3	10.4	10.1	10.7	208.0
			10.4	9.6	10.3	10.7	10.7	10.6	10.6	10.2	10.7	10.3	
	4004	BEYELER SIMON	103.4	106.1	104.8	104.1							418.4
		Final shots:	9.8	10.4	10.5	10.9	10.2	10.0	10.7	10.7	10.1	10.4	207.5
			10.7	10.5	10.4	9.5	10.9	10.6	10.3	10.3	10.5	10.1	
	4003	BEYELER IRENE	102.4	102.6	104.5	102.0							411.5
		Final shots:	10.6	10.0	10.0	10.5	10.2	10.6	10.6	9.9	10.8	10.2	206.5
			10.3	10.2	10.4	10.4	9.9	10.4	10.7	10.3	10.4	10.1	
	4002	BAERISWYL YANIK	101.7	102.5	102.5	103.9							410.6
		Final shots:	10.2	10.2	10.0	10.2	9.2	10.1	10.1	9.8	10.8	9.7	200.6
			9.4	9.2	9.7	10.2	10.0	10.4	9.9	10.6	10.7	10.2	
2		Freiburg - Ville 1	199.9	203.2	82.2	80.5							803.4
	4014	GABRIEL DAVID	101.8	102.5	103.0	104.5							411.8
		Final shots:	10.8	10.3	10.0	10.1	9.8	10.5	10.1	10.6	10.8	10.1	202.9
			10.3	10.6	9.4	10.0	9.7	9.7	9.8	10.7	9.8	9.8	
	4016	JORAND FRÉDÉRIC	96.6	100.4	100.9	100.5							398.4
		Final shots:	9.8	9.7	10.0	10.6	10.5	10.3	8.8	10.2	10.0	10.6	200.7
			9.5	10.4	10.0	10.4	10.1	10.2	8.8	10.2	10.0	10.6	
	4013	PROGIN KEVIN	100.1	100.0	101.2	99.7							401.0
		Final shots:	9.7	9.0	10.2	10.3	9.4	10.4	10.4	9.8	10.4	9.5	200.2
			10.6	10.5	10.3	9.4	10.0	10.1	10.3	10.0	9.9	10.0	
	4015	DEVAUD ANDRÉ	99.6	97.9	101.4	101.4							400.3
		Final shots:	9.5	10.0	10.0	9.5	10.7	10.5	10.1	9.2	10.2	10.7	199.6
			9.6	10.7	10.3	10.7	10.2	10.0	9.5	9.9	9.2	9.1	
3		Tafers 2	197.7	199.8	79.4	83.2							718.2 RuledOut
	4007	STURNY KIM	103.0	102.9	103.5	101.7							411.1
		Final shots:	10.4	9.5	10.5	10.4	10.3	10.5	9.8	10.8	9.9	9.6	183.4
			10.4	10.5	10.5	10.0	10.2	9.6	10.0	10.5			
	4006	STURNY TINA	100.1	101.1	98.7	102.7							402.6
		Final shots:	10.0	9.5	10.1	10.6	10.3	10.4	10.6	9.3	9.3	10.4	182.7
			10.4	10.5	10.6	10.2	9.9	10.2	10.2	10.2			
	4008	RIEDO SVEN	103.2	102.4	101.7	102.5							409.8
		Final shots:	9.9	9.1	10.3	10.1	9.6	9.4	9.6	10.0	10.0	9.4	177.1
			9.8	9.6	10.7	10.3	10.4	9.4	9.8	9.7			
	4005	MÜLLER BEAT	99.3	99.3	103.6	102.7							404.9
		Final shots:	9.4	8.3	10.1	9.5	9.8	10.2	10.5	10.3	10.4	9.4	175.0
			9.6	8.6	10.3	10.6	8.9	8.8	10.1	10.2			

Rank	Bib No	Name	Series				Total	Remarks					
			1	2	3	4							
4		Bulle 1					196.3 197.4 76.0 78.5	625.4 RuledOut					
	4048	ROPRAZ TRISTAN					100.8 103.5 103.7 101.7	409.7					
		Final shots:	10.8	10.0	10.0	10.5	10.4	9.8	10.0	9.1	10.0	10.6	161.8
			10.2	9.6	10.4	9.9	10.1	10.4					
	4045	WAEBER LAURIANE							101.5	99.3	101.1	100.8	402.7
		Final shots:	9.8	9.7	10.4	9.5	10.3	10.5	10.5	10.2	9.9	9.6	159.5
			9.0	10.1	10.6	10.4	9.4	9.6					
	4047	DESCLOUX FRÉDÉRIC							97.8	102.0	96.7	97.1	393.6
		Final shots:	9.2	9.8	9.3	9.4	8.8	10.0	10.2	9.5	9.2	9.5	152.5
			9.1	9.9	9.2	10.1	9.4	9.9					
	4046	GRANGIER REYNALD							98.5	98.0	100.4	100.6	397.5
		Final shots:	10.1	9.2	8.8	10.3	10.0	9.1	10.3	9.2	10.1	10.1	151.6
			8.4	9.7	10.5	7.4	8.7	9.7					
5		Avry-sur-Matran 1							191.9 200.8 78.4 75.7				546.8 RuledOut
	4024	MARGUET ANNIK							100.7	105.4	103.5	101.8	411.4
		Final shots:	10.8	9.9	10.4	9.6	10.6	9.9	10.6	10.3	10.6	10.8	143.5
			9.8	10.0	10.2	10.0							
	4022	COTTING JULIEN							102.6	101.1	99.4	101.1	404.2
		Final shots:	8.7	9.4	10.4	9.0	10.4	9.6	9.9	9.1	9.6	10.5	138.2
			10.7	10.4	10.5	10.0							
	4021	SCHWEIZER DOMINIQUE							100.3	101.1	99.3	99.1	399.8
		Final shots:	9.8	8.9	9.9	10.1	9.8	9.1	9.6	10.0	10.3	10.4	137.8
			9.6	10.6	10.5	9.2							
	4023	EGLI NATHAN							97.8	99.2	98.8	95.8	391.6
		Final shots:	10.0	9.0	8.8	9.8	6.6	10.5	9.7	9.6	10.2	10.5	127.3
			7.8	9.5	8.4	6.9							
6		Cottens et Environs 1							194.9 186.2 80.5				461.6 RuledOut
	4019	TERCIER MALORIE							98.5	99.3	101.3	101.0	400.1
		Final shots:	9.5	10.0	10.8	10.2	10.3	10.6	10.6	10.5	9.2	10.2	123.2
			10.6	10.7									
	4020	MAAG SIMON							103.7	103.4	100.3	99.2	406.6
		Final shots:	10.6	10.2	10.8	10.4	10.2	10.8	10.2	9.2	10.4	9.1	121.7
			10.4	9.4									
	4017	ROSSIER FRANCOIS							98.2	98.0	96.3	100.5	393.0
		Final shots:	9.0	10.2	10.4	10.3	9.8	9.7	10.2	10.7	8.9	10.2	118.8
			10.0	9.4									
	4018	ROHRBASSER LUDOVIC							92.6	98.3	97.5	96.3	384.7
		Final shots:	10.0	8.6	8.4	7.1	8.1	5.6	7.8	6.9	8.3	7.1	97.9
			9.7	10.3									

Protest Date / Time:

Summary

Number of athletes on this list: 24; Total number of athletes: 84

Legend

5F6D4F14

Bib No Bib Number

Version of 2 FEB 2025, 17:20

F200000TA0202251700.1.SGMG50E.0.001.pdf

D218

23

Page 2 of 2



FSSV AC 10m Finales 2025 Mènières
RESULTS
10m ACF LG U21 Groupe
Groupe
Mènières
SAT 1 FEB 2025, START TIME 12:40



Rank	Bib No	Name	Series				Total	Remarks
			1	2	3	4		
1		Vully-Broye	297.5	299.8	298.6	300.9	1196.8	
	4114	GUERRY CÉLIEN	101.0	99.1	100.4	101.5	402.0	
	4115	SCHWAB AMÉLIE	99.3	102.3	100.7	99.7	402.0	
	4113	STAUDENMANN ANNE-LAURE	97.2	98.4	97.5	99.7	392.8	
2		Tafers	294.8	296.4	296.0	287.9	1175.1	
	4106	STURNY LEA	101.2	100.7	102.2	99.5	403.6	
	4105	SCHEIDEGGER PASCALE	95.5	100.6	98.7	96.7	391.5	
	4104	LEHMANN DARIUS	98.1	95.1	95.1	91.7	380.0	
3		Heitenried 1	291.2	290.7	292.0	291.3	1165.2	
	4109	AEBISCHER IRINA	97.7	96.2	99.6	96.5	390.0	
	4108	JENNY NICOLAS	97.7	100.6	96.6	94.3	389.2	
	4107	ZBINDEN ENYA	95.8	93.9	95.8	100.5	386.0	
4		Le Cret	286.2	284.7	295.0	286.5	1152.4	
	4112	PITTET LORIANE	95.5	98.5	100.7	91.9	386.6	
	4111	MAGNIN ELODIE	95.5	91.4	98.6	98.6	384.1	
	4110	PFEIFFLE TILLY	95.2	94.8	95.7	96.0	381.7	
5		Heitenried	285.7	282.9	287.5	290.8	1146.9	
	4118	SCHALLER AMANDA	99.6	98.2	97.5	99.7	395.0	
	4117	SCHÖPFER NATHALIE	95.4	97.2	99.2	95.8	387.6	
	4116	CATILLAZ NIKLAS	90.7	87.5	90.8	95.3	364.3	
6		Vully-Broye 1	291.3	284.7	277.8	282.2	1136.0	
	4102	GODEL NOÉ	96.2	98.4	96.2	95.9	386.7	
	4101	CHAVAILLAZ THOMAS	98.3	93.0	90.5	94.5	376.3	
	4103	KALTENRIEDER CHARLINE	96.8	93.3	91.1	91.8	373.0	
7		Chavannes-les-Forts	277.3	282.9	278.7	281.9	1120.8	
	4122	THUERLER VALENTINE	101.3	101.8	100.6	99.7	403.4	
	4123	DUMAS JUSTINE	91.2	93.2	95.1	99.8	379.3	
	4124	DONTH TIMOTHÉE	84.8	87.9	83.0	82.4	338.1	

Rank	Bib No	Name	Series				Total	Remarks
			1	2	3	4		
8		Gibloux 10M	264.1	272.2	281.1	293.4	1110.8	
	4119	SCHNYDER JOHANN	88.0	91.9	97.7	97.3	374.9	
	4120	BIELMANN MÉLANIE	89.8	93.7	93.3	98.0	374.8	
	4121	VILLANO THOMAS	86.3	86.6	90.1	98.1	361.1	

Protest Date / Time:

Summary

Number of athletes on this list: 24; Total number of athletes: 24; Total number of teams: 8

Legend

Bib No Bib Number

3CBFFFE7

Version of 1 FEB 2025, 14:29

Q200000TA0102251240.1.AR40_U21.0.001.pdf

D218

10

Page 2 of 2





FSSV AC 10m Finales 2025 Mènières
RESULTS
10m ACF LG U17 Groupe
Groupe
Mènières
SAT 1 FEB 2025, START TIME 15:10



Rank	Bib No	Name	Series		Total	Remarks
			1	2		
1		Tafers	284.8	273.5	558.3	
	4133	BRÜLLHARDT DEBORAH	98.7	93.0	191.7	
	4131	JELK RAPHAELA	98.9	91.3	190.2	
	4132	DEMA LUANA	87.2	89.2	176.4	
2		Estavayer - Lully	267.2	271.8	539.0	
	4137	DÉCOTTERD LÉANE	94.3	94.5	188.8	
	4138	CANA PANCHAUD SHELDON	86.3	91.4	177.7	
	4139	LEIBZIG SYLVAIN	86.6	85.9	172.5	
3		Attalens / Chatel 1	255.8	262.0	517.8	
	4134	RUCHTI SACHA	95.9	97.5	193.4	
	4136	CONSTANTINESCU VLAD	82.4	86.3	168.7	
	4135	PILLOUD THIBAUT	77.5	78.2	155.7	
4		Le Cret	254.9	249.7	504.6	
	4142	GUÉGAN AYMERICK	85.0	90.5	175.5	
	4141	VILLARD CÉLIA	84.7	81.3	166.0	
	4140	GUÉGAN ERWAN	85.2	77.9	163.1	
5		Chavannes-les-Forts	254.9	242.8	497.7	
	4144	DONTH CLÉMENTINE	90.7	86.5	177.2	
	4143	GANDER MICKAEL	85.4	77.1	162.5	
	4145	PERRIN KIMBERLY	78.8	79.2	158.0	
6		Ried b.Kerzers	242.0	228.0	470.0	
	4146	SOMMER JANEK	91.5	91.8	183.3	
	4148	KLINGNER PEYTON	89.3	75.1	164.4	
	4147	ETTER JANIS	61.2	61.1	122.3	
7		Attalens / Chatel 2	227.2	238.7	465.9	
	4150	MOREL ETHAN	80.3	83.2	163.5	
	4149	KAESER NOHÉA	74.2	81.9	156.1	
	4151	FELLAY TOM	72.7	73.6	146.3	

Rank	Bib No	Name	Series		Total	Remarks
			1	2		
8		Attalens / Chatel 3	223.1	219.7	442.8	
	4154	FRAGNIÈRE YOAN	79.9	79.1	159.0	
	4152	SUDAN YANNICK	72.4	72.3	144.7	
	4153	CORDAY RAYAN	70.8	68.3	139.1	

Protest Date / Time:

Summary

Number of athletes on this list: 24; Total number of athletes: 24; Total number of teams: 8

Legend

4E16E1D5

Bib No Bib Number

Version of 1 FEB 2025, 15:43

Q200000TA0102251510.1.AR40_U17Groupe.0.001.pdf

D218

14

Page 2 of 2





FSSV AC 10m Finales 2025 Mènières

RESULTS

10m ACF LG T.S.A Groupe

Groupe

Mènières

SAT 1 FEB 2025, START TIME 07:50



Rank	Bib No	Name	Series			Total	Remarks
			1	2	3		
1		Ried b. Kerzers 1	312.6	315.9	312.7	941.2	
	3001	TRÜSSEL MARTIN	105.4	106.3	103.8	315.5	
	3002	DUFAUX PIERRE-ALAIN	103.8	104.8	104.7	313.3	
	3003	SCIBOZ JEAN-MARC	103.4	104.8	104.2	312.4	
2		Avry-sur-Matran 1	310.3	308.0	309.9	928.2	
	3005	CHETÉLAT ALBERT	105.6	102.7	103.0	311.3	
	3006	MARGUET DENIS	102.9	103.5	103.6	310.0	
	3004	AEBISCHER MARIUS	101.8	101.8	103.3	306.9	
3		Vully-Broye 1	304.6	304.8	308.7	918.1	
	3011	GUINNARD MARCEL	103.6	101.4	104.1	309.1	
	3010	CUENDET ERIC	100.6	102.8	102.3	305.7	
	3012	DIAFAR-BLASER NADIA	100.4	100.6	102.3	303.3	
4		Tafers 1	300.9	306.8	304.7	912.4	
	3024	SCHWARTZ THOMAS	101.4	103.2	104.2	308.8	
	3022	KAESER BRUNO	99.6	103.1	102.6	305.3	
	3023	MARSCHALL SAMUEL	99.9	100.5	97.9	298.3	
5		Ried b. Kerzers 2	303.4	299.7	306.6	909.7	
	3013	LORÉTAN WILLY	101.4	101.7	102.4	305.5	
	3014	SOMMER PATRIC	99.9	101.2	102.1	303.2	
	3015	GUILLAND JEAN-PIERRE	102.1	96.8	102.1	301.0	
6		Avry-sur-Matran 2	300.0	306.0	302.3	908.3	
	3016	CHAPPUIS MICHEL	100.3	102.1	102.1	304.5	
	3018	TERCIER MICHEL	99.5	103.2	101.4	304.1	
	3017	MARCHAND SERGE	100.2	100.7	98.8	299.7	
7		Vully-Broye 2	301.1	300.1	303.3	904.5	
	3019	DROZ FABIENNE	104.0	101.4	100.0	305.4	
	3020	MONNEY JEAN-MARC	99.6	99.6	102.4	301.6	
	3021	THOMET GILLES	97.5	99.1	100.9	297.5	

Rank	Bib No	Name	Series			Total	Remarks
			1	2	3		
8		Bulle 5	298.0	298.6	305.7	902.3	
	3007	GOTHUEY ANDRÉ	100.9	102.4	104.0	307.3	
	3009	RICHOZ LOUIS	99.6	100.1	101.7	301.4	
	3008	BARBEY PAUL-ANDRÉ	97.5	96.1	100.0	293.6	

Protest Date / Time:

Summary

Number of athletes on this list: 24; Total number of athletes: 24; Total number of teams: 8

Legend

Bib No Bib Number

E1CFB513

Version of 1 FEB 2025, 08:26

I200000TA0102250750.1.ARX30_TSAGroupe.0.001.pdf

D218

9

Page 2 of 2

